

# Type 0679L

## Square Ceramic Surface Mount Quick Acting Fuse

**HF** 0679L Series - 2410 Size

RoHS Compliant

### Features

- Quick Acting, 2410 SMD
- Compatible with 260 °C, IR Pb-free solder process
- Wide range of current rating from 250mA to 20A
- Wide operating temperature range, -55 °C to 125 °C
- Tape & Reel for auto-insert SMD process
- RoHS compliant with exemption 7a
- Halogen Free, (MSL = 1)

### Applications

- Notebook
- LCD monitor
- PC computer
- Office electronic equipment
- Industrial equipment
- Medical equipment
- POE, POE+
- LCD / LED monitor
- Power supply
- LCD / LED TV

HALOGEN FREE = **HF**



### Electrical Characteristics (UL/CSA/STD. 248-14)

Testing Current	Blow Time	
	Minimum	Maximum
100%	4 Hrs.	N/A
200%	N/A	5 Sec

### Safety Agency Approvals

SAFETY AGENCY	SAFETY AGENCY CERTIFICATE	VOLTAGE RATING (V)	AMPERE RANGE / VOLT @ I.R. ABILITY*
	E20624	250mA - 20A / 125V AC 125V DC	250mA - 20A / 125V @ 50A AC 125V @ 300A DC

\* I.R. = INTERRUPTING RATING = SHORT CIRCUIT RATING (AMPS)

### Physical Specifications

Materials	Body : Ceramic
	Terminations : Silver Plated Caps
Marking	On Fuse :
	"Current Rating", "Q", "L" – laser marked on ceramic tube, "bel" stamped in end caps.
	On Label :
	"bel", "0679L", "Current Rating", "Voltage Rating", "Interrupting Rating", "Appropriate Safety Logos" and  ,  (China RoHS compliant).

Specifications subject to change without notice



Bel Fuse Inc.  
206 Van Vorst Street  
Jersey City, NJ 07302 USA

+1 201.432.0463  
techhelp@belf.com  
[belfuse.com](http://belfuse.com)

# Type 0679L

## Square Ceramic Surface Mount Quick Acting Fuse


**HF** 0679L Series - 2410 Size

**RoHS Compliant**

### Environmental Specifications

Shock Resistance	MIL-STD-202G, Method 213B, Test Condition 1 (100 G's peak for 6 milliseconds; Sawtooth waveform)
Vibration Resistance	MIL-STD-202G, Method 201A(10-55 Hz,0.06 inch, total excursion).
Salt Spray Resistance	MIL-STD-202G, Method 101E, Test Condition B(48 hrs).
Insulation Resistance	MIL-STD-202G, Method 302, Test Condition A (After Opening) 10,000 ohms minimum.
Solderability	MIL-STD-202G, Method 208H
Resistance to solder Heat	MIL-STD-202G, Method 210F, Test Condition C.Top Side(260 °C, 20 sec) MIL-STD-202G, Method 210F, Test Condition D.Bottom Side(260 °C,10 sec)
Thermal Shock	MIL-STD-202G, Method 107G, Test Condition B (-65 °C to +125 °C).
Operating Temperature	-55 °C to +125 °C
Moisture Sensitivity Level	1 (According to IPC J-Std-020)

### Electrical Specifications

Part Number	Ampere Rating (A)	Typical Cold Resistance (ohm)	Volt-drop @100% In (Volt) max.	Voltage and Interrupting Ratings	Melting I <sup>2</sup> T <10 m Sec (A <sup>2</sup> Sec)	Melting I <sup>2</sup> T @10 In (A <sup>2</sup> Sec)	Maximum Power Dissipation (W)	Agency Approvals
								
0679L0250-XX	250mA	0.61	0.530	See Table of Safety Approvals on Page 1 for Voltage and associated Interrupting Ratings	0.01	0.02	0.13	Y
0679L0375-XX	375mA	0.33	0.480		0.04	0.04	0.18	Y
0679L0500-XX	500mA	0.24	0.470		0.08	0.08	0.24	Y
0679L0630-XX	630mA	0.17	0.410		0.15	0.15	0.26	Y
0679L0750-XX	750mA	0.14	0.380		0.24	0.26	0.29	Y
0679L1000-XX	1A	0.09	0.280		0.51	0.54	0.28	Y
0679L1250-XX	1.25A	0.072	0.250		0.21	0.22	0.31	Y
0679L1500-XX	1.5A	0.058	0.250		0.32	0.29	0.38	Y
0679L2000-XX	2A	0.041	0.240		0.62	0.68	0.48	Y
0679L2500-XX	2.5A	0.032	0.240		0.96	1.13	0.60	Y
0679L3000-XX	3A	0.026	0.220		1.6	1.8	0.66	Y
0679L3500-XX	3.5A	0.022	0.220		2.0	2.2	0.77	Y
0679L4000-XX	4A	0.020	0.220		3.1	3.5	0.88	Y
0679L5000-XX	5A	0.014	0.200		5.3	5.5	1.00	Y
0679L6300-XX	6.3A	0.011	0.190		8.7	8.3	1.20	Y
0679L7000-XX	7A	0.010	0.175		11.1	10.8	1.23	Y
0679L8000-XX	8A	0.0089	0.170		14.8	14.1	1.36	Y
0679L9100-XX	10A	0.0066	0.150		25.7	25.7	1.50	Y
0679L9120-XX	12A	0.0056	0.140		41.0	38.9	1.68	Y
0679L9150-XX	15A	0.0038	0.130		76.7	103.5	1.95	Y
0679L9200-XX	20A	0.0030	0.130	130.5	128.0	2.60	Y	

Consult manufacturer for other ratings  
XX - Packaging code ( See "ordering information")

#### NOTES:

All tests were conducted with the fuses soldered to a printed circuit boards with a nominal thickness of 1.6 mm. The copper test circuit trace was a printed circuit with an overall length of 100 mm, copper thickness/width as described below. The printed circuit boards were mounted by screws to a test fixture having brass blocks for connection of the test leads. All samples were soldered to the test boards by the manufacturer.

Fuse rating	Test Board Trace Dimensions
250 mA – 5 A	1 oz. copper, 5.0 mm wide
6 A – 20 A	3 oz. copper, 10 mm wide.

Specifications subject to change without notice



Bel Fuse Inc.  
206 Van Vorst Street  
Jersey City, NJ 07302 USA

+1 201.432.0463  
techhelp@belf.com  
[belfuse.com](http://belfuse.com)

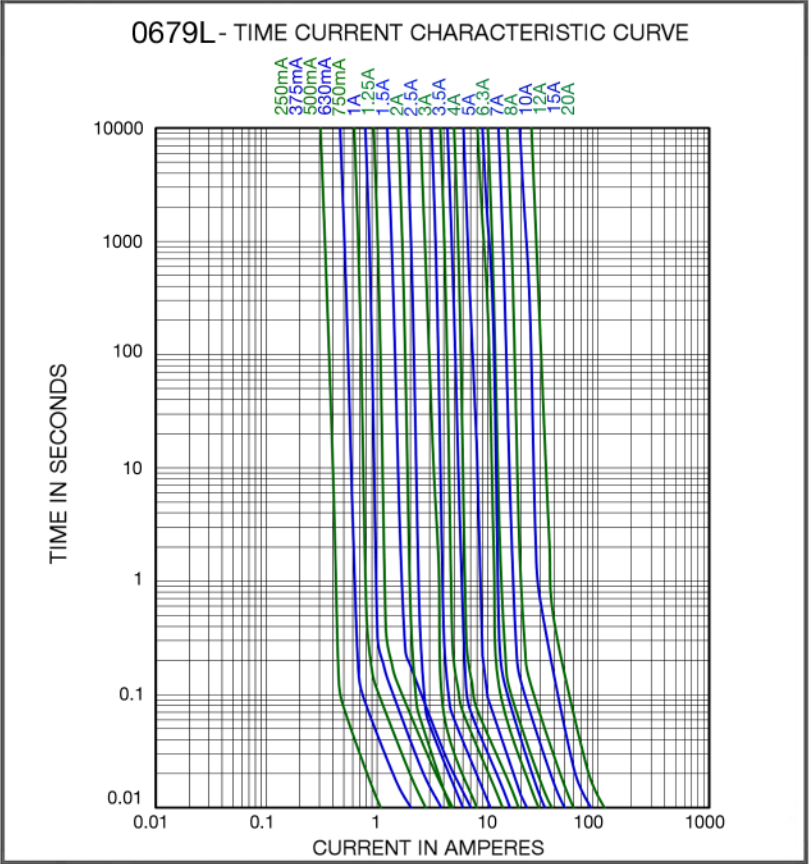
# Type 0679L

## Square Ceramic Surface Mount Quick Acting Fuse

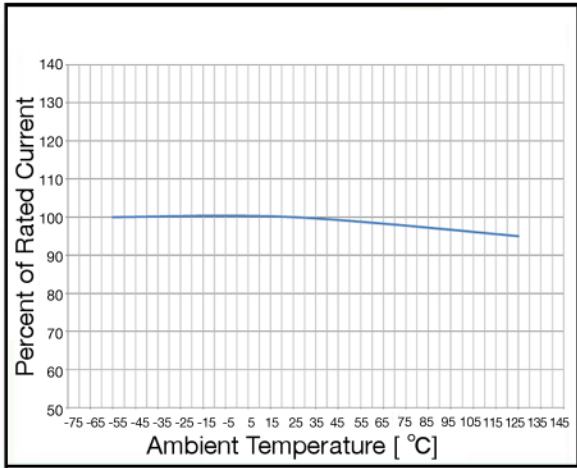
HF 0679L Series - 2410 Size

RoHS Compliant

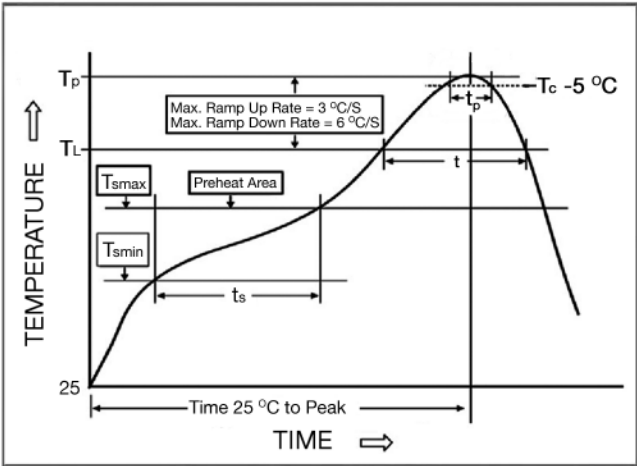
### Average Time Current Curve



### Temperature Derating Curve



IR Reflow Profile (IPC/JEDEC J-STD-020D)	
<b>Preheat &amp; Soak</b>	
Temperature min ( $T_{smin}$ )	150 °C
Temperature max ( $T_{smax}$ )	200 °C
Time ( $T_{smin}$ to $T_{smax}$ ) ( $t_s$ )	60 - 120 seconds
Average ramp-up rate ( $T_{smax}$ to $T_p$ )	3 °C/second max.
Liquidous temperature ( $T_L$ )	217 °C
Time at liquidous ( $t_L$ )	60 - 150 seconds
Peak temperature ( $T_p$ )	260 °C max
Time ( $t_p$ ) within 5 °C of the specified classification temperature ( $T_c$ )	30 seconds
Average ramp-down rate ( $T_p$ to $T_{smax}$ )	6 °C/second max.
Time 25 °C to peak temperature	8 minutes max.



Specifications subject to change without notice



Bel Fuse Inc.  
206 Van Vorst Street  
Jersey City, NJ 07302 USA

+1 201.432.0463  
techhelp@belf.com  
[belfuse.com](http://belfuse.com)

# Type 0679L

## Square Ceramic Surface Mount Quick Acting Fuse

**HF** 0679L Series - 2410 Size

**RoHS Compliant**

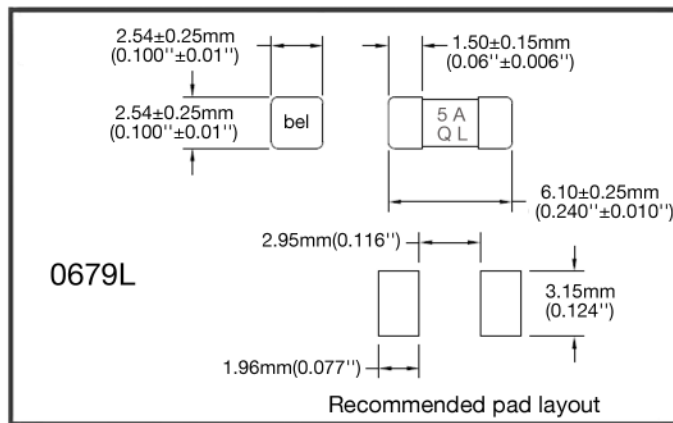
### Fuse FGNO Explanation

0679 L [XXXX] - XX

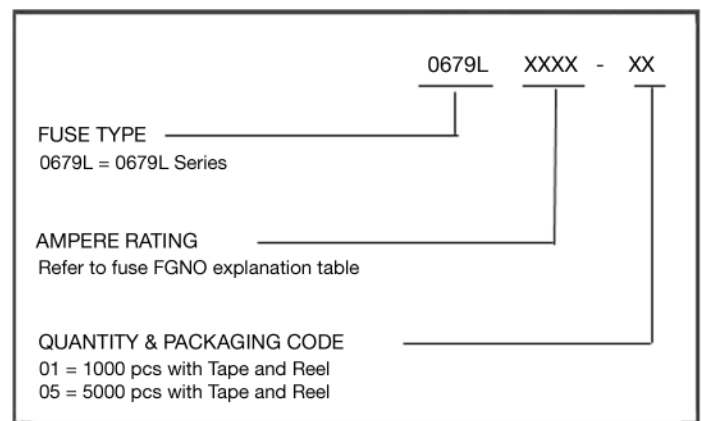
0679L=0679L; [XXXX]=Ampere Rating; XX=See Ordering Information as below

Fraction	Decimal	Milliamps	Bel FGNO[XXXX]	Fraction	Decimal	Amps	Bel FGNO[XXXX]
1/4	0.250	250	0250		1.0	1	1000
3/8	.375	375	0375	1-1/4	1.25	1.25	1250
1/2	.500	500	0500	1-1/2	1.50	1.5	1500
	.630	630	0630		2.0	2	2000
3/4	.750	750	0750	2-1/2	2.5	2.5	2500
					3.0	3	3000
				3-1/2	3.5	3.5	3500
					4.0	4	4000
					5.0	5	5000
					6.3	6.3	6300
					7.0	7	7000
					8.0	8	8000
					10	10	9100
					12	12	9120
					15	15	9150
					20	20	9200

### Mechanical Dimensions



### Ordering Information



### Packaging

Packaging Tape & Reel	Packaging Specification	Quantity	Quantity & Packaging Code
12 mm wide tape with 13 inches Diameter reel	EIA Standard 481-E	5000	05
12 mm wide tape with 7 inches Diameter reel	EIA Standard 481-E	1000	01

Specifications subject to change without notice



Bel Fuse Inc.  
206 Van Vorst Street  
Jersey City, NJ 07302 USA

+1 201.432.0463  
techhelp@belf.com  
[belfuse.com](http://belfuse.com)